

**we care
about
the world**



IZOTÜP



**spray
foam kits**



**SAFETY EQUIPMENT MUST BE WORN
WHILE USING THIS PRODUCT.**



ATTENTION!

Carefully read the enclosed safe handling portion of the operating instructions and complete the safe handling training before using İzotüp Spray Foam Kits.

For additional information, please contact İZOTÜP on

+90 553 910 15 38





ABOUT US

From the beginning of the 2000s, we continue our presence in the sector by providing applied spray polyurethane insulation services to all of Turkey.

With the knowledge and experience we have gained in return for our spray polyurethane application service for more than 20 years, our mobile system product İzotüp, which we started R&D studies in 2017 and developed suitable for individual and professional use, fast and easy to apply, long lasting, has high thermal insulation values and provides many advantages.

we have presented it to our customers in 4 continents as of 2021. We continue our investments and product development studies at our Bursa facilities in order to provide the perfect user experience.

What is Spray Foam INSULATION

Spray foam insulation is an insulation and air barrier material that seals walls, floors, and ceiling cavities against air movement.





This includes spaces around electrical outlets and light fixtures, and also where walls meet windows and doors.

Spray foam can be sprayed into an open cavity, like in new construction, attics, crawl spaces, and rim joists. It can also be used in existing homes, commercial buildings, and pole barns. As long as the cavities are open and there is access, then the spray foam can be applied.

Spray foam never loses its shape. Unlike conventional insulation materials, spray foam fills cracks, gaps, and crevices on installation. won't compress, sag, or settle over time.



İZOTÜP SPRAY FOAM KITS

| | | | |
|----------------------|---|---|--|
| İZOTÜP 200QUICK RISE |  | <p>215 ft² (20m²) 1" thickness</p> <p>The thermal permeability resistance (R) is 6.27 per inch. Closed cell</p> | <p>200 kit yields up to 215 board feet of foam, 40 foam density. <i>It can replace 3-4 insulation materials (heat insulation products, air barriers, vapor retardants, sealants) with one material and one application (depending on the formula and project).</i></p> |
| İZOTÜP 200 SLOW RISE |  | <p>13 ft³ (R) 6.27 40DNS Closed cell</p> | <p>Provides insulation in 350-400 dm³ area. <i>It reduces the potential for moisture, mold, allergens and rot. It is a two component, fast curing, fire resistant, polyurethane spray foam system ideal for sealing internal or external cavities.</i></p> |
| İZOTÜP 600 QR |  | <p>600 ft² (60m²)/1" (R) 6.27 40DNS Closed cell</p> | <p>600 kit yields up to 650 board feet of foam. <i>In heat, water, sound and moisture insulation, it can be applied in one piece, regardless of the surface, without forming a thermal bridge and without changing the ambient temperature.</i></p> |
| İZOTÜP 600 SR |  | <p>43 ft³ (R) 6.27 40DNS Closed cell</p> | <p>Provides insulation in 1m³ area. <i>It reduces the potential for moisture, mold, allergens and rot.</i></p> |

İzotüp products, with CE marking, are always used in a combination; an isocyanate tank combined with a polyol tank. Depending on application we opt for the slow rise, quick rise. Two hoses connect the separate disposable tanks with the spray gun.

The nozzle which clicks onto the spray gun allows uniform mixing of the two basic components of the insulating polyurethane foam. The separate tanks are pressurized and have a gross weight of approximately 25 kg or 9 kg.

| | Weight <i>(Including Pacaging)</i> | Dimensions <i>(Including Packaging)</i> | Yield (Cubic Feet) |
|-------|--|---|---------------------------|
| 600SR | 115.7 lbs | 18" x 18" x 13" | 43 ft ³ |
| 600QR | 115.7 lbs | 18" x 18" x 13" | 600 BdFt |
| 200SR | 41 lbs | 16" x 16" x 9" | 13 ft ³ |
| 200QR | 41 lbs | 16" x 16" x 9" | 200 BdFt |

izotüp Spray Polyurethane Foam Insulation Kits is a polyurethane foam distribution system for users doing small air sealing or insulation jobs that do not require the capacity of larger, bulky, non-portable systems. The system consists of "A" and "B" chemical tanks, chemical delivery hoses and a Gun/Hose Installation Kit. The system does not need another pusher or pump as the tanks are pressurized at the factory. izotüp kits are designed for ease of use. You can reach our sample application videos via this link.

www.izovar.com



DO YOUR OWN INSULATION



WHAT'S IN THE PACKAGE?



200

(200) 2 Pieces of cylinder-tube, mask, coverall suit, glasses, gloves, gun and hose set (3m), 5 pcs. nozzle (plastic applicator tips), vaseline, user manual



600

(600) 2 Pieces of cylinder tube, mask, coverall suit, glasses, gloves, gun and hose set (5m) 10 pcs. nozzle, vaseline, user manual + wrench and spray pu cleaner)

READ ALL INSTRUCTIONS BEFORE USING

Do not breathe vapor or spray. Appropriate Personal Protective Equipment and ventilation are required. See the product SafetyData Sheet (SDS) and user manual for more information. Take all precautions for the product.

DO NOT expose the container to temperatures above 120°F (49°C). DO NOT burn, cut, drill or weld on or near the container. DO NOT expose the container to sparks or flames. DO NOT USE if you are sensitive to isocyanates.

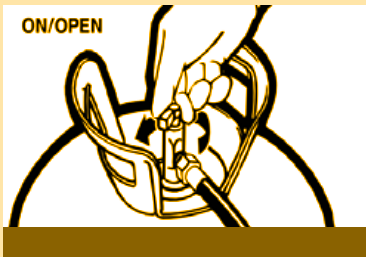
On-off valves for
A and B tanks



"A" Tank



HOW TO USE



1 IZOTÜP™ Gun and Hose Set is attached to chemical tanks, and hose set from Remove the gunthe box.

2 Apply a coat of Vaseline to the inside of the gun. This makes cleaning the dispenser holes and the surrounding area much easier and extends the efficiency life.

3 For IZOTÜP 600: Firmly connect the hose assemblies of both “A” and “B” valves to both using the wrench included in the Gun / Hose Assembly Kit. Apply a coat of Vaseline to the inside of the gun.

4 Empty the system into a waste container by activating the gun’s trigger. Release the trigger when it is observed that both liquid chemicals are coming out of the front of the gun equally.

Clean the gun with PU cleaner spray and reapply Vaseline before continuing.

5 Select a nozzle and place it firmly in front of the Gun. Make sure the muzzle of the gun is firmly in place and that the yellow muzzle lock on the top of the gun is fully seated in the muzzle.



REPLACE THE NOZZLE WHEN THE NOZZLE IS NOT USED FOR MORE THAN 30 SECONDS.

Do not breathe vapor or spray. Appropriate Personal Protective Equipment and ventilation are required. Take all precautions for the product

1. Follow all requirements for a new kit, including wearing all PPE, and ensure proper ventilation.
2. Open the valves on the chemical tanks for the A and B sides.
3. Attach a nozzle to the Gun
4. Spray into a waste container. Make sure you have good flow from both the A and B side hoses.
5. Spray a test sample to ensure good quality foam.
6. Clean the face of the gun. Install a new nozzle.
7. Continue spraying.



DO YOUR OWN INSULATION



TROUBLESHOOTING

Care and after use instructions.

İzotüp is virtually maintenance free and many problems can be fixed with simple troubleshooting techniques. When troubleshooting, ensure that the system is properly pressurized and that all chemical valves are in the open position.

Heat

Liquid material temperature can affect foam quality. If the liquid material temperature is below (16°C), poor quality foam may occur. Ideal temperature range is F (1632 degrees C), minimum (16 degrees C). See.

Troubleshooting


Problem: Spray pattern is noticeably different (i.e. cone spray flow changes)

Solution: This can be caused by dispensing foam with a used nozzle. Always inspect a mouthpiece before dispensing to make sure you have an unused mouthpiece attached to the İzotüp Gun

Problem: The foam or spray pattern is not responding properly **Solution:** Replacing the nozzle will usually fix the problem. If the problem persists and the foam is brittle or

brittle, the foam is rich in "ISO" and there is a partial blockage on the "POLYOL" side. If the foam remains soft or sticky, the foam is rich in "POLYOL" and there is a partial blockage on the "ISO" side. If the foam begins to liquefy, there is a complete blockage on one side.

Remove the nozzle and carefully run the dispenser into a waste container. Two chemical currents of approximately equal volume should flow. If the flows are uneven, a blockage has occurred.



USAGE AREAS

the
perfect
solution
anywhere



Spray foam can be applied to almost any solid and stable surface, provided that the surface is clean and dry.

- Basement insulation
- Foundation curtain insulation
- Exterior insulation
- Warehouse insulation

It is suitable for use in a wide variety of fields such as



TECHNICAL SPECIFICATIONS

It is a two component polyurethane foam kit system which is used in high quality spray polyurethane applications with excellent adherenc property. According to TSE EN 13415 non-flammability norms, it has the class B s2 d0 and contains R134A as a blowing agent.

Reaction Parameters

| | Unit | Hand mix |
|----------------------|-------------------|----------|
| Cream Time | Second | 3-5 |
| Gel Time | Second | 20-25 |
| Open Casting Density | Kg/m ³ | 30-32 |

Storage conditions

| | Unit | İZOTÜP B | İZOTÜP A |
|---------------------|-------|----------|----------|
| Storage Temperature | °C | 18 – 32 | 18-32 |
| Shelf life (*) | Monts | 12 | 12 |

*It is recommended to keep it in a dry place that is not damp and at the temperatures specified in the original cask.

Polymer Properties

| | Unit | | Test Method |
|-------------------------------------|-------------------|-----|-------------|
| Performance Rate | Pbw | | |
| Closed Cell Percentage | % | >90 | ASTM D 2856 |
| Molded Density | Kg/m ³ | 40 | ASTM D 1622 |
| The first thermal conductivity, 10° | Mw/mK | 22 | UNI 7891 |

**Make
Insulation!**
**Save
your energy**

The logo for IZOTÜP features a stylized yellow roof icon above the brand name. The roof is composed of several parallel lines radiating from a central point. The brand name 'IZOTÜP' is written in a bold, white, sans-serif font.

IZOTÜP





HEAD OFFICE

Address: Sanayi, Çarşı Yapı G Blok No.3,
41040 Kocaeli, Turkey

Phone (EU) : +49 176 354 908 02

Phone (TR) : +90 553 910 15 38

Email: izovar@izovar.com

izovarmobil@gmail.com

FACTORY

Address: Sanayi, Ozburcak, No: 2/1,
Kocaeli, Turkey